














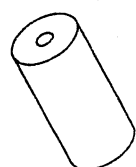




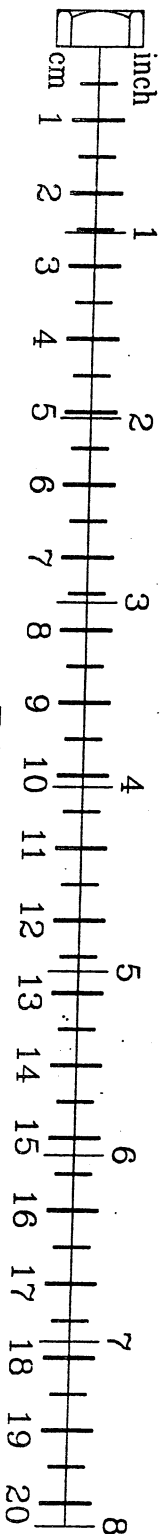


VERSION 0506

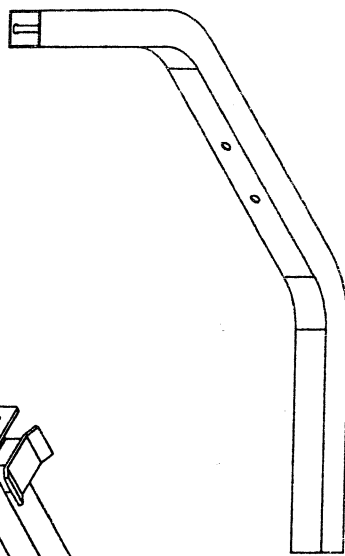
JSSRM-40 HARDWARE ILLUSTRATION SHEET

Qty.	Part Description	Part Code	Illustration
[4PCS]	1. M12X75 HEX HEAD BOLT	A1	
[4PCS]	2. M10X25 HEX HEAD BOLT	A2	
[8PCS]	3. 5/16X1" HEX HEAD BOLT	A3	
[4PCS]	1. M12 NYLON LOCK NUT	B1	
[4PCS]	2. M10 NYLON LOCK NUT	B2	
[8PCS]	1. 5/16" (I.D.) WASHER	C1	
[8PCS]	2. 5/16" SPRING WASHER	C2	
[8PCS]	3. M10 (Ø19) WASHER	C3	
[8PCS]	1. Ø1" ROUND END CAP (8341-033)	D1	
[2PCS]	2. 2"X2" END CAP (9211-087)	D2	
[5PCS]	3. 1 3/4"X1 3/4" END CAP(9211-091)	D3	
[1PCS]	4. 60X50 NYLON BUSHING (9211-033)	D4	
[4PCS]	6. Ø3" NYLON WASHER (9214-008)	D7	
[2PCS]	7. 2"X2"(1.8t) FOOT CAP (9211-024)	D8	
[2PCS]	8. 2"X2"(2.5t) FOOT CAP (9211-025)	D9	
[1PCS]	9. 2"X2" RUBBER DONUT (9212-010)	D10	
[3PCS]	10. 4"X23X8" FOAM ROLLER (9161-009)	D11	
[2PCS]	11. Ø2 1/2"X3/4" RUBBER DONUT (9310-012)	D12	
[2PCS]	12. 1 1/2"X1 1/2" RUBBER BAR CATCH (9310-001)	D13	
[1PCS]	13. Ø6XØ13 RUBBER DONUT V STYLE (9214-004)	D14	
[2PCS]	14. 2"X2" END CAP (9211-005)		

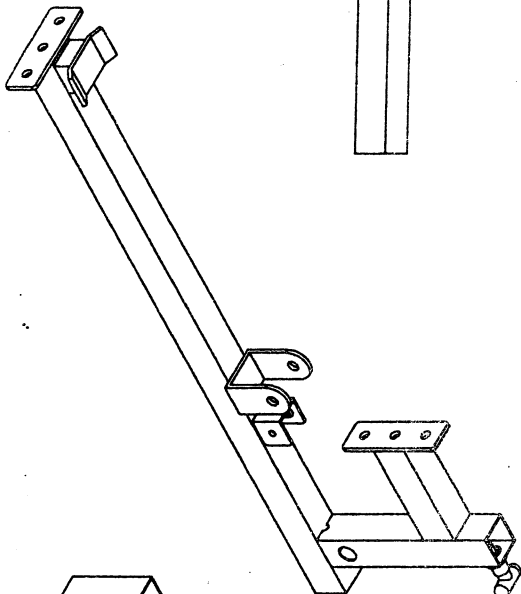


GSRM-40 PARTS ILLUSTRATION SHEET

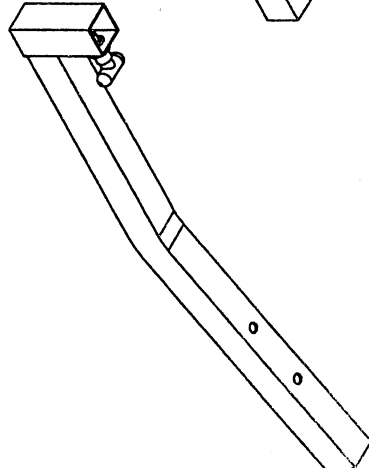
A [1PCS]



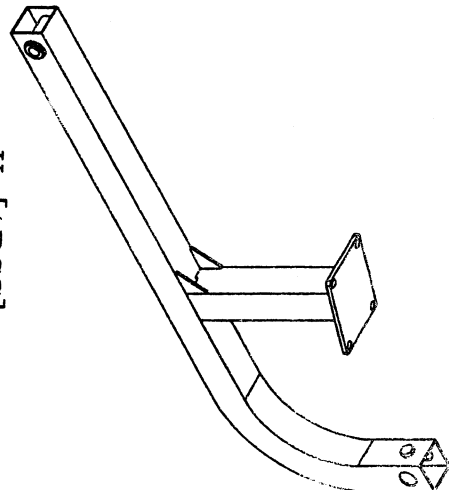
B [1PCS]



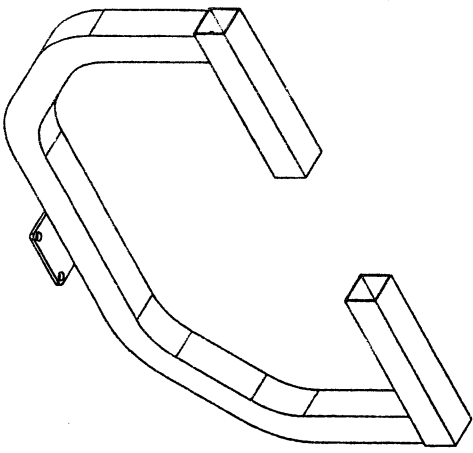
C [1PCS]



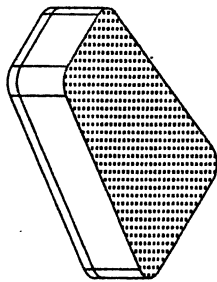
D [1PCS]



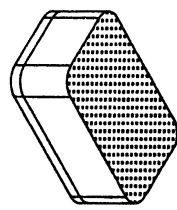
E [1PCS]



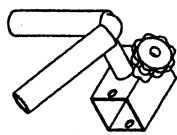
F [1PCS]
9122-004



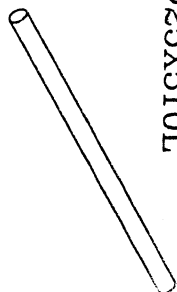
H [1PCS]
9132-006



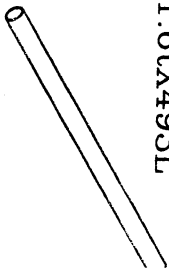
J [1PCS]



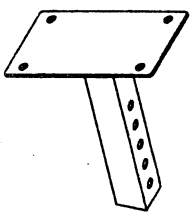
K [1PCS]
Ø25X510L



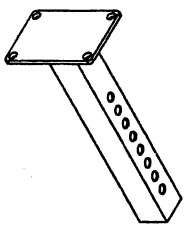
L [1PCS]
Ø1"X1.6tX493L



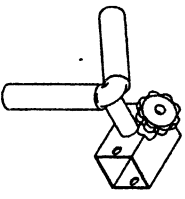
G [1PCS]



I [1PCS]

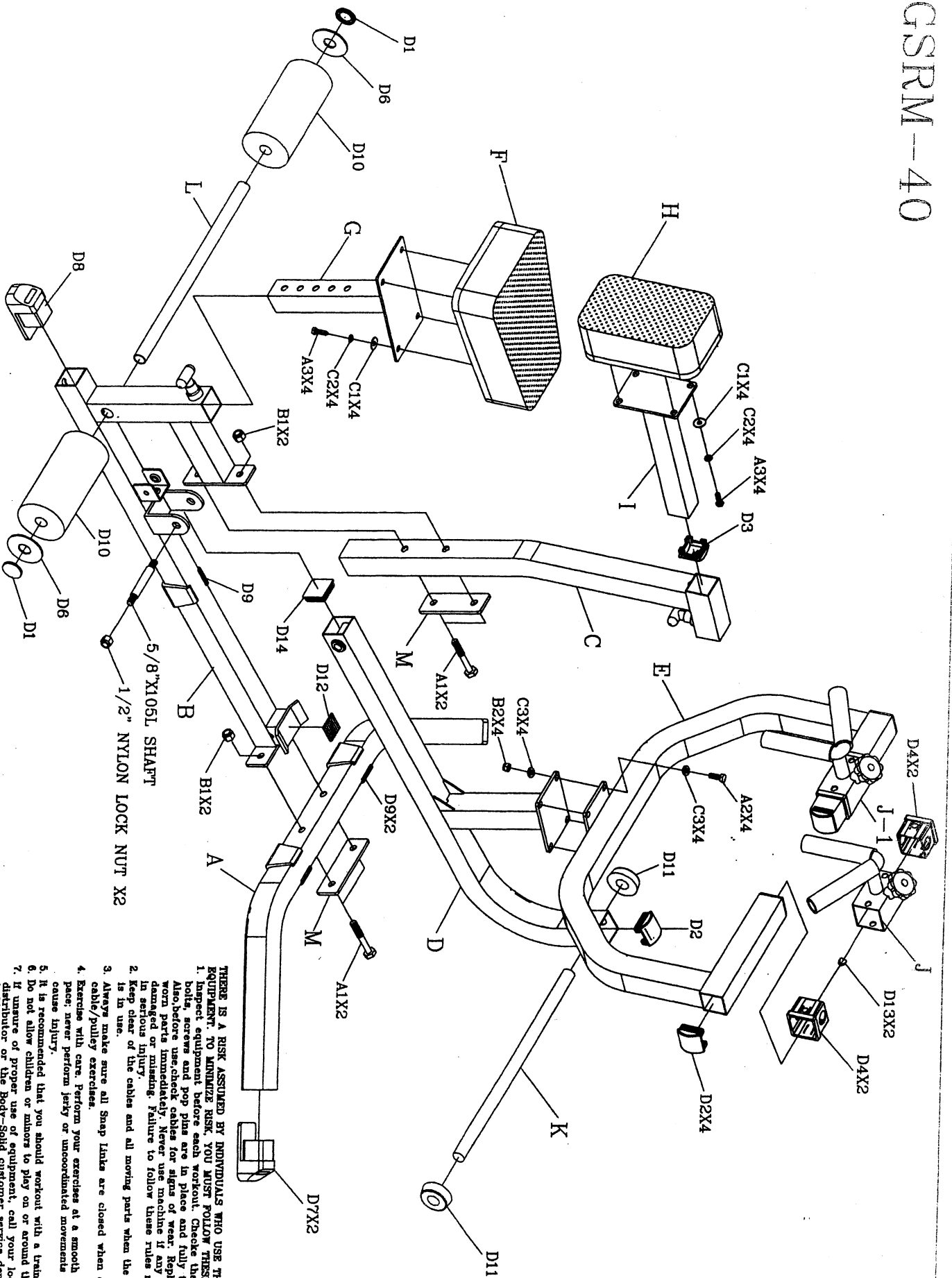


J-1 [1PCS]



M [2PCS]
8312-062





5/8"X105L SHAFT

1/2" NYLON LOCK NUT X2

PAGE 3

THERE IS A RISK ASSUMED BY INDIVIDUALS WHO USE THIS TYPE OF EQUIPMENT. TO MINIMIZE RISK, YOU MUST FOLLOW THESE RULES:

1. Inspect equipment before each workout. Check that all nuts, bolts, screws and pop pins are in place and fully tightened. Also, before use, check cables for signs of wear. Replace all worn parts immediately. Never use machine if any parts are damaged or missing. Failure to follow these rules may result in serious injury.
2. Keep clear of the cables and all moving parts when the machine is in use.
3. Always make sure all Snap Links are closed when doing any cable/pulley exercises.
4. Exercise with care. Perform your exercises at a smooth moderate pace, never perform jerky or uncoordinated movements that may cause injury.
5. It is recommended that you should workout with a training partner.
6. Do not allow children or minors to play on or around this equipment.
7. If unsure of proper use of equipment, call your local Body-Sold distributor or the Body-Sold customer service department at 1-800-656-3113.
8. **WARNING:** Consult your physician before starting your exercise program. For your own safety, do not begin any exercise program without proper instruction.