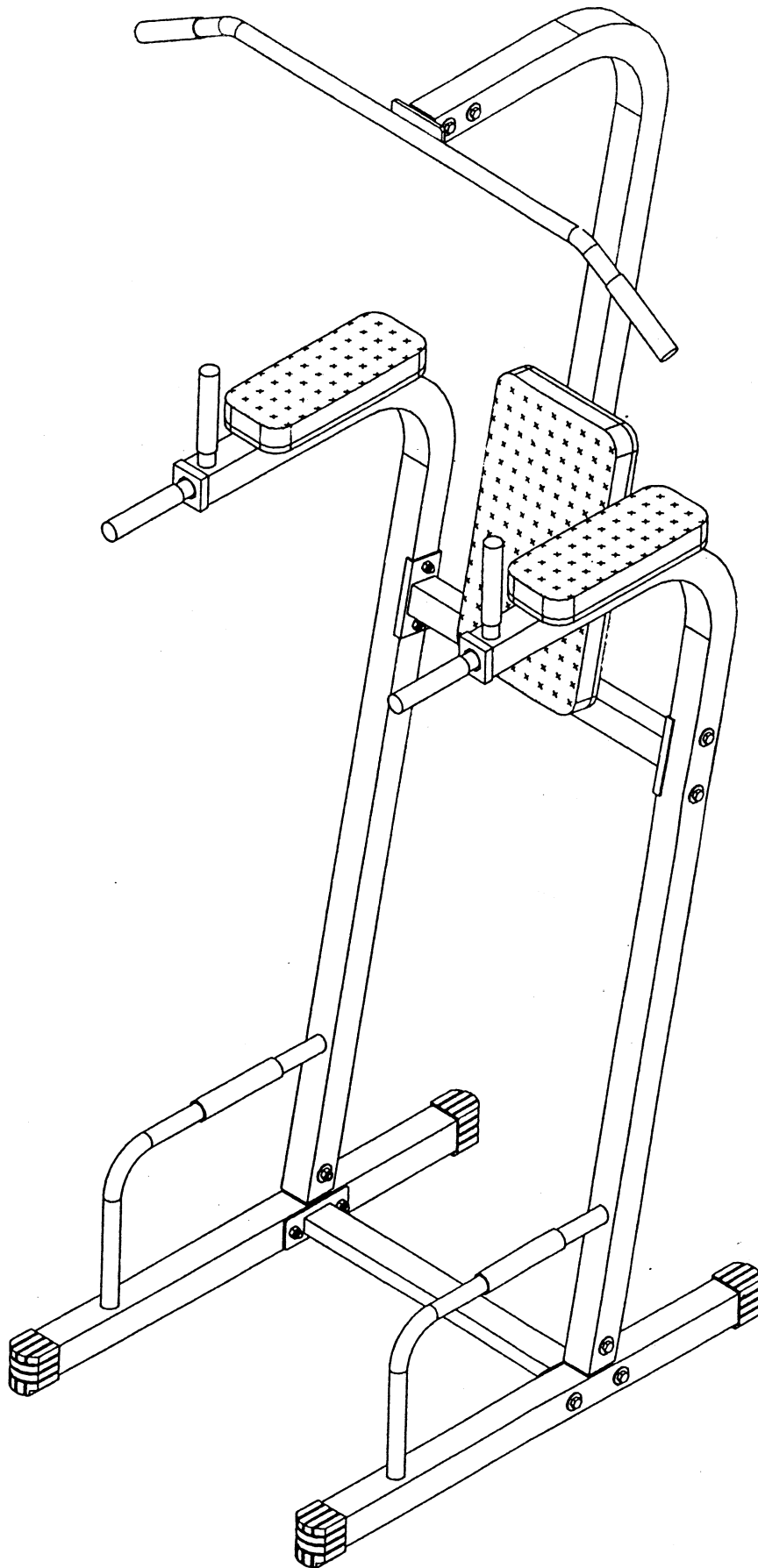









PVKC-83



HARDWARE ILLUSTRATION SHEET

	Qty.
 A1. M10X70 HEX HEAD BOLT	[8PCS]
 A2. M10X65 HEX HEAD BOLT	[6PCS]
 A3. 5/16"X2 1/2" HEX HEAD BOLT	[6PCS]
 B1. M10 LOCK NUT	[14PCS]
 C1. M10 (I.D) WASHER	[20PCS]
 C2. 5/16" (I.D) WASHER	[6PCS]
 C3. 5/16" SPRING WASHER	[6PCS]
D1. 2"X2" FOOT CAP (E4028)	[4PCS]
D2. 2"XØ33 END CAP (E4004)	[2PCS]
D3. Ø1"X130L RUBBER GRIP (E4027)	[6PCS]
D4. Ø1"X150L FOAM ROLLER (F4031)	[2PCS]

D1



D2




D3



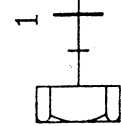
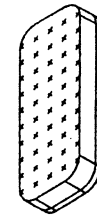
D4



I [1PCS]



J [2PCS]



1 2

3 4

5 6

7 8

9 10

11 12

13 14


15 16

17 18


19 20

PARTS ILLUSTRATION SHEET

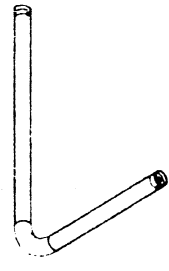
A [2PCS]



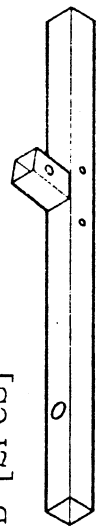
G [1PCS]



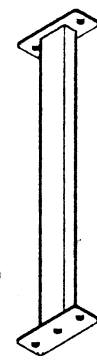
E [2PCS]



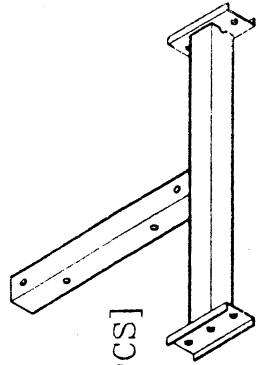
B [2PCS]



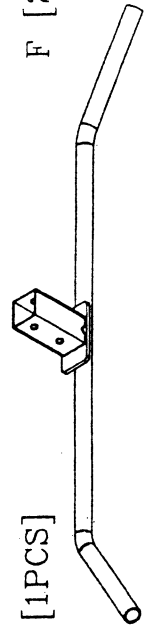
C [1PCS]



D [1PCS]



H [1PCS]



F [2PCS]

